



Zehnder ComfoValve Luna E125

Technical specification for extract air valve

NEW!!
Luna E black


General

The newly developed Zehnder ComfoValve Luna E extract air valve is the latest addition to the disc valve series and, together with the ComfoValve Luna S supply air valve, offers an ideal solution for the perfect indoor climate. Zehnder ComfoValve Luna E has been developed for use in the extract air area of the air distribution system, and features a timeless, slim and discreet design. Available in black and white.

The minimal installation height of only 30 mm, regardless of the selected air flow setting, allows it to be integrated harmoniously into any interior.

The Zehnder ComfoValve Luna E extract air valve is suitable for installation in ceilings and walls. Due to the intuitive installation process and integrated rubber seal, air-tight mounting of the valve is simple and can be carried out without any tools. The 75 adjustment positions allow very precise adjustments to the air volume. Using the 25 numbers on the scale on the inner cone and the 3 levels, the adjustment position can be read out and recorded in the documentation fields on the back of the valve during the commissioning process. The air flow setting can also be secured using the locking mechanism specially developed for this purpose. This ensures that the settings cannot be changed unintentionally.

The extract air valve delivers an impressive performance and incredibly quiet air flows with an operating range for air volumes up to 75 m³/h.



ComfoValve Luna E, exploded view



NEW ComfoValve Luna black



ComfoValve Luna E,
filter



ComfoValve Luna E

Benefits

- Simple and precise commissioning: the valve can be adjusted very easily using the flow setting scale, while the 75 adjustment positions allow extremely precise air volume adjustment
- Time savings: documentation of the valve position during commissioning saves time in similar situations of use with reproduceable pre-settings
- Secure installation: the air flow setting locking mechanism prevents unintentional changes to the settings, for example during cleaning
- Exceptional comfort: the Zehnder ComfoValve Luna E extract air valve offers maximum living comfort with outstanding performance and incredibly quiet air flows
- Unique design: timeless, slim and discreet design and an unchanged adjustment height of 30 mm ensure harmonious integration
- Perfect combination: Zehnder ComfoValve Luna E and S can be ideally combined, for example in open living/dining kitchens, due to their perfectly harmonised design
- Fast installation: due to the intuitive installation process, the valve can be mounted simply and quickly without any tools

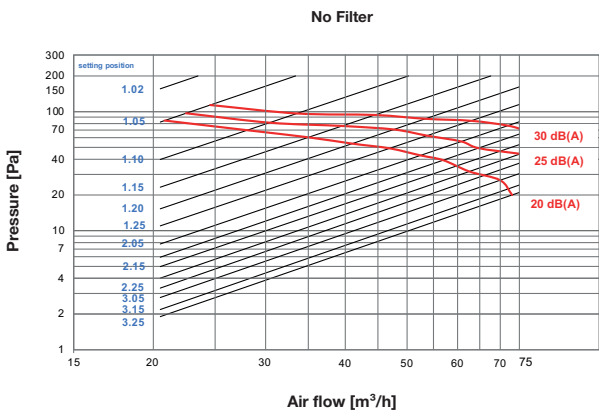
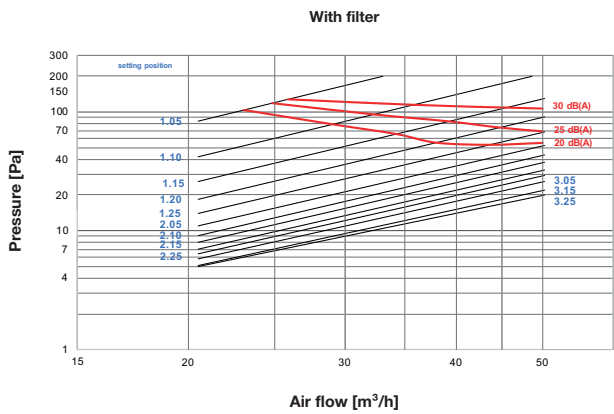
Technical specifications

Data	
Material	Plastic
Colour	White or black
Diameter	170 mm
Undercut	maximum 5 mm
Connection	DN 125
Seal	Rubber seal
Recommended application	up to 45 m³/h
Installation location	Wall and ceiling
Operating temperature	up to 60 °C

Article numbers

Description	Article number
ComfoValve Luna E125, with filter	705 613 127
ComfoValve Luna E125 black, with filter	705 613 134
ComfoValve Luna E125	705 613 128
ComfoValve Luna E125 black	705 613 133
ComfoValve Luna E125, 24 PC	705 613 129
Accessories:	
Filter set for Luna E125 / DN 100, ISO Coarse ≥45% (G3)	990 320 031

Pressure drop and Sound power levels



Dimensional Drawing

